



Department of  
Primary Industries

NSW Guide  
[www.dpi.nsw.gov.au](http://www.dpi.nsw.gov.au)

**FREE!**

# Go Fishing



*Featured Location:*  
**Sydney Harbour's  
Wharves, Piers  
& Parks**

*Big City*

# Hot Spot!



# Message from the Minister



## Contents

Overview	3
Sydney Harbour land-based locations (Map 1)	4
Sydney Harbour land-based locations (Map 2)	6
Fish responsibly!	8
Key target species	9
Dioxins in Sydney Harbour	11

Throwing a line in at a new spot always makes for a great fishing adventure. Whether you're just starting out or an expert fisher, NSW boasts some of the best locations to fish in the world. In addition to being one of the state's favourite activities, recreational fishing is a massive contributor to our economy. It's a \$3.4 billion industry and generates 14,000 full-time jobs across the state.

The NSW Government knows how important recreational fishing is and has developed a range of programs to enhance angler access and opportunities. This series of guides to popular fishing locations is a great example of the proactive approach by the NSW Government to promote recreational fishing. We're fortunate to live in NSW where there are so many great places to fish. I hope these DPI guides help you have a safe and productive fishing experience around our great state. Tight lines!

**The Hon. Adam Marshall, MP  
Minister for Agriculture  
and Western New South Wales**

COVER IMAGE: Ahmed Mahmood. All other images: Ahmed Mahmood, Chris Cleaver. Fish illustrations: Pat Tully.

16439 02/2020

This fishing location guide is produced by the NSW Department of Primary Industries (NSW DPI) LMB 3020 Nowra NSW 2541, for and on the behalf of the state of New South Wales. This guide is produced using funds from the Recreational Fishing Trust as part of our commitment to providing recreational fishers with comprehensive, user-friendly information.

© State of New South Wales through Department of Planning, Industry and Environment [2020].

### Disclaimers

This publication may provide assistance or information but NSW DPI and its employees do not guarantee the publication is without flaw or is wholly appropriate for any particular purpose and therefore disclaims all liability for any error, loss or other consequence which may arise from relying on any information in this publication. This publication is a guide only, it does not replace the *Fisheries Management Act 1994* or other acts and statutory rules applying to or affecting recreational fishing. It is a summary of laws and regulations at the time of publication and cannot be used as a defence in a court of law.

Recreational fishing regulations may change during the lifetime of this publication. It is the responsibility of fishers to ensure they are acting within the law at all times. Check regulations with your local NSW DPI fisheries office or [www.dpi.nsw.gov.au/fisheries](http://www.dpi.nsw.gov.au/fisheries).

The product trade names in this publication are supplied on the understanding that no preference between equivalent products is intended and that the inclusion of a product name does not imply endorsement by the department over any equivalent product from another manufacturer.

No material matter in this publication may be reproduced, stored in a retrieval system, or transmitted in any form by electronic or mechanical means, photocopying or recording without the written permission of NSW DPI.



# Overview

Sydney Harbour



Sydney Harbour is best known for its premier tourist attractions like the Opera House, Luna Park, Taronga Zoo and of course the iconic Harbour Bridge. However it is also highly regarded in recreational fishing circles as an outstanding shore-based fishing destination offering a variety of productive options including rock platforms, wharves, piers and numerous parks and reserves.

Popular with serious anglers, family fishos and visiting tourists, the Harbour offers quality fishing for a range of common species such as dusky flathead, mulloway, bream, luderick, mullet, tarwhine, silver trevally, a couple of different squid species and leatherjacket. In the warmer months, the Harbour is invaded by pelagic species including Australian salmon, bonito, frigate mackerel and the mighty kingfish, providing keen sportfishermen with exciting action from the many wharves, piers, reserves and rocky outcrops.

Fishing access in the Harbour is generally pretty good. More than 120 known land-based locations, some in sight of the city's most iconic landmarks, provide for truly unique fishing experiences. Take the opportunity to explore the array of land-based fishing options available around the Harbour.

Before you plan a trip to Sydney Harbour, make sure you do your homework as a number of fishing closures are in place. These closures exist for a variety of reasons, from public health and safety

to preserving unique aquatic environments. The majority of these closures are signposted. Penalties apply for not complying with the relevant rules and regulations.


Sydney Harbour and all its tributaries is listed as an Intertidal Protected Area, which means take of any shellfish, molluscs and crustaceans (for example crabs, cunjevoi, cockles, mussels, snails, whelks, oysters and abalone) is prohibited

As anyone who has ever spent time on its foreshores or out on the water will know, Sydney Harbour is an extremely busy working port with huge amounts of boat traffic, industry, tourism and recreational/commercial use. The key to enjoying this shared resource is for recreational fishers to fish responsibly and make sure we present a positive image by cleaning up any fishing related mess (even if it's not yours!), keeping the noise down (especially at night) and to show respect and courtesy to other users such as commuters, residents and workers.

Following these common sense suggestions will help ensure we all enjoy continued access to the Harbour's fantastic land-based fishing locations, now and into the long-term.

This guide to *Sydney Harbour's Wharves, Piers & Parks* is the first of a planned three-part series of Sydney-based DPI *Go Fishing* handbooks.

# Sydney Harbour land-based locations



**NOTE:** This fishing map is only to be used as a general reference overview. See [www.dpi.nsw.gov.au](http://www.dpi.nsw.gov.au) for details on fishing regulations. See [www.rms.nsw.gov.au/maritime/using-waterways/public-ferry-wharves/clean-safe-wharf.html](http://www.rms.nsw.gov.au/maritime/using-waterways/public-ferry-wharves/clean-safe-wharf.html) on ferry wharf fishing regulations. Not for navigation.



Site No. & name	Site No. & name
1. Watsons Bay	13. Whiting Beach
2. Watsons Bay Ferry Wharf	14. Little Sirius Pt
3. Vaucluse – Nielsen Park	15. McKell Park
4. Cobblers/Inner Middle Head	16. Darling Point Ferry Wharf
5. Obelisk/Middle Head	17. Yarrabbe Park
6. Balmoral Beach /Baths	18. Rushcutters Bay Park
7. Clifton Gardens Wharf	19. South Mosman Ferry Wharf
8. Taylors Bay Point	20. Mosman Bay Ferry Wharf
9. Rose Bay Ferry Wharf	21. Old Cremorne Ferry Wharf
10. Lyne Park	22. Cremorne Point Ferry Wharf
11. Bradleys Head	23. Cremorne Point Reserve
12. Double Bay Ferry Wharf	24. Garden Island Ferry Wharf

Park/Reserve    
 Wharf/Pier    
 Ferry Wharf

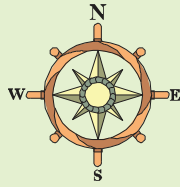
*Council, leased and private land is subject to its own regulations and management and it is advisable to always check if fishing is permissible at that location.*

## FISH RESPONSIBLY!

- Leave no litter
- Be respectful
- Minimise noise (especially at night)
- Promote safe and responsible fishing



# Sydney Harbour land-based locations



## SYDNEY NORTH

## SYDNEY INNER WEST

## SYDNEY HARBOUR

## SYDNEY CBD



**NOTE:** This fishing map is only to be used as a general reference overview. See [www.dpi.nsw.gov.au](http://www.dpi.nsw.gov.au) for details on fishing regulations. See [www.rms.nsw.gov.au/maritime/using-waterways/public-ferry-wharves/clean-safe-wharf.html](http://www.rms.nsw.gov.au/maritime/using-waterways/public-ferry-wharves/clean-safe-wharf.html) on ferry wharf fishing regulations. Not for navigation.

### Site No. & name

1. Kurraba Point Reserve
2. Kurraba Point Ferry Wharf
3. Neutral Bay Ferry Wharf
4. Kesterton Park
5. North Sydney Ferry Wharf
6. Wrixton Park
7. Kirribilli Ferry Wharf
8. Lady Gowrie Lookout
9. Beulah Street Wharf
10. Jeffrey Street Wharf
11. Circular Quay Ferry Wharf
12. Milsons Point Ferry Wharf
13. Lavender Bay
14. McMahons Point Public Wharf
15. McMahons Point Ferry Wharf
16. Walsh Bay Pier 2 and 3
17. Walsh Bay pier 7 and 8
18. Blues Point Reserve
19. Henry Lawson Avenue Park
20. Sawmillers Reserve
21. Pyrmont Bay Ferry Wharf
22. Metcalfe Park
23. Ballaarat Park

### Site No. & name

24. Jones Bay Wharf
25. Illoura Reserve
26. Balmain East Ferry Wharf
27. Lookes Avenue Reserve
28. Simmons Point Reserve
29. Pirrama Park
30. Waterfront Park
31. Bicentennial Park
32. Balmain Ferry Wharf
33. Ballast Point Park
34. Balls Head Reserve
35. Berry's Island Reserve
36. Greenwich Sailing Club
37. Birchgrove Ferry Wharf
38. Yurulbin Park
39. Elkington Park
40. White Horse Point
41. Greenwich Point Ferry Wharf
42. Shell Park
43. Bayview Park (Greenwich)
44. Northwood Wharf
45. Woolwich Ferry Wharf
46. Clarkes Point Reserve



Park/  
Reserve



Wharf/  
Pier



Ferry  
Wharf

Council, leased and private land is subject to its own regulations and management and it is advisable to always check if fishing is permissible at that location.

## FISH RESPONSIBLY!



Leave no litter



Be respectful



Minimise noise  
(especially at night)



Promote safe and  
responsible fishing





# Fish responsibly!

## Do the right thing on Sydney's ferry wharves



While most anglers fishing the wharves do so responsibly, a minority continue to do the wrong thing. It is vital all fishers do the right thing as these wharves are simply too good to lose!

If you enjoy fishing from Sydney's ferry wharves, make sure you:

- ✓ Be considerate of nearby residents and keep the noise to a minimum, especially after 10pm.
- ✓ Be considerate of nearby businesses.
- ✓ Remember vessels and passengers have priority, clear your lines and tackle when they approach and move aside.
- ✓ Do not block access or leave tackle on commuter seating and be respectful to passengers.
- ✓ Always dispose of all rubbish, bait and unwanted tackle responsibly even if it is not yours.
- ✓ Always clean up any fishing mess like scales, blood, ink or bait with a bucket of water before you leave.
- ✓ Follow recreational fishing rules.

Report suspicious fishing activity to the **Fishers Watch Phonenumber on 1800 043 536** and contact NSW Police to report any anti-social behaviour.



NSW DPI has produced an educational video providing more info and handy tips about safely and responsibly fishing the ferry wharf network.

Check it out on the **DPI YouTube channel!**

Help maintain your access to the Sydney ferry wharves network by always doing the right thing. **Encourage your fishing mates to behave responsibly.**



# Key target species



## Yellowtail Kingfish

**PEAK SEASON:** Year round.

**TECHNIQUE:** The Harbour has established a reputation for producing good numbers of quality kingies in the metre-plus size. The most productive techniques for these “hoodlums” involve using live squid and yellowtail fished off the deep water piers and wharves in the lower Harbour.



Smaller kingfish can be targeted with soft plastics cast from the same locations; fresh squid strips and pilchards also account for plenty of “rat” kings when they are about.

**TACKLE:** Spinning reels in the 8000-20000 size loaded with 50-80lb braid matched to a popping style rod teamed with 60-120lb fluorocarbon leader is the required tackle for chasing metre-plus kingies when live baiting.

For casting poppers and soft plastics or floating some squid and pilchards around the deeper wharves and piers, a 4-8kg 2.1-2.7m spin stick and a 4000-6000 size spinning reel loaded with 15-30lb braid and 20-40lb fluorocarbon leader will be well suited to chasing the school sized fish.

**HOT SPOTS:** Walsh Bay/Clifton Gardens/McMahons Point/Balls Head Reserve/Clarkes Point Reserve.

**BAG & SIZE LIMITS:** 5 per day 65cm and over.



## Australian Salmon

**PEAK SEASON:** October – April.

**TECHNIQUE:** Small soft plastics, metal lures, flies and hard-bodied lures cast around the deeper accessible spots from Balls Head down to the mouth of the Harbour all work extremely well for the ever-popular sambo. Keep a close eye out for birds diving and wheeling near the surface – this is a prime indication that a school of hungry salmon is in the area.



Whole pilchards, whitebait and strips of fished unweighted or under a bobby cork in the same areas mentioned for casting lures.

**TACKLE:** Medium spinning outfits of 3-6kg involving a 2.1m rod and 4000-5000 size spin reel loaded with 15-30lb braid and 20-30lb fluorocarbon leader is perfect when chasing salmon.

**HOT SPOTS:** Walsh Bay/Clifton Gardens/McMahons Point/Balls Head Reserve/Clarkes Point.

**BAG & SIZE LIMITS:** 5 per day



## Bream

**PEAK SEASON:** Year round.

**TECHNIQUE:** Bait fishing with fresh prawns, fish strips (i.e. mullet, striped tuna), marine worms; lure fishing with soft plastics, vibes and small hard-bodied divers.

**TACKLE:** 2-4kg spin outfits, 2kg braid or mono and 2-5kg leader. For bait fishing, use size 2-1/0 non-offset circle hooks unweighted or with a small running "00" ball sinker. Circle hooks are preferred for catch & release. The use of berley is effective when targeting bream on bait. Use 1-2 gram jig heads on size 1-2 hooks teamed with 3-8cm "wriggler" style tails when targeting bream on plastics. Use a slow "lift and drop" retrieve.

**HOT SPOTS:** Clarkes Point Reserve/Sawmillers Reserve/Bayview Park/Watsons Bay.

**BAG & SIZE LIMITS:** 10 per day over 25cm.



## Mulloway

**PEAK SEASON:** Year round.

**TECHNIQUE:** Bait fishing with fresh squid and live bait such as yellowtail around the many deeper edges throughout the harbour close to a tide change is a proven way to target mulloway. Low light periods – dawn, dusk and at night – can be especially productive. Using soft plastic lures and vibes is extremely popular and proven to be as effective as using fresh bait, especially along the Parramatta River from Gladesville Bridge up to the Ryde Bridge.

**TACKLE:** When bait fishing, go for an outfit involving a rod around 2.7m rated at 4-8kg matched to a 3000-6000 sized spinning or baitrunner-style reel loaded with 15-30lb braid or mono. Use a running sinker rig to a swivel and around 1 metre of 30-50lb fluorocarbon leader with a 5/0 to 8/0 circle hook.

For lure fishing, a 2.1m graphite rod rated to 3-5kg with a 2500 – 4000 size reel loaded with 8-15lb braid and at least a rod length of fluorocarbon leader in 12-20lb size should cover most bases.

**HOT SPOTS:** Huntleys Point/Drummoyne/Ryde/Walsh Bay/Clarkes Point.

**BAG & SIZE LIMITS:** 1 per day over 70 cm.




A number of other common species including **garfish, flathead, mullet, tarwhine, flounder, fan-tail leatherjackets, luderick, drummer** and **silver trevally** all can be found in good numbers depending on the time of year and location.

Sydney Harbour also offers a unique chance to target a lesser known species called the **surgeon fish or sawtail surgeon**. They can grow to 70cm and while not a hugely sought after species (they are mostly a by-catch for luderick anglers using green weed for bait), there are few fish that will pull harder.



# Dioxins in Sydney Harbour



Previous test results have revealed elevated levels of dioxins in fish and crustaceans across Sydney Harbour, including Parramatta River and other connected tidal waterways. A ban was consequently placed on commercial fishing in 2006 as a precautionary measure.

Recreational fishing in the Harbour has not been banned, but fishers are urged to follow dietary advice on the consumption of seafood from the Sydney Harbour, Parramatta River and other connected tidal waterways. Fishers can also continue to practice catch and release.

Based on advice from an expert panel, the Government is recommending that:

- No fish or crustaceans caught west of the Sydney Harbour Bridge should be eaten. You should release your catch.
- For fish caught east of the Sydney Harbour Bridge generally no more than 150 grams per month should be consumed.

## Recommended maximum intake based on eating a single species caught east of the Sydney Harbour Bridge

Species	No. of 150 gram serves per month	Amounts per month	Species	No. of 150 gram serves per month	Amounts per month
Fanbellied leatherjacket	24	3600 g	Crab	5	750 g
Dusky flathead	12	1800 g	Silver trevally	5	750 g
Flounder	12	1800 g	Prawns	4	600 g
Kingfish	12	1800 g	Squid	4	600 g
Luderick	12	1800 g	Bream	1	150 g
Trumpeter whiting	12	1800 g	Silver biddie	1	150 g
Sand whiting	8	1200 g	Tailor	1	150 g
Yellowtail	8	1200 g	Sea mullet	1 every 3 months	50 g

Testing of popular species has allowed for more accurate dietary advice.

<https://www.dpi.nsw.gov.au/fishing/recreational/fishing-skills/fishing-in-sydney-harbour>

# *Sydney's wharves, piers and parks are too good to lose!*



- ✓ Leave no litter
- ✓ Minimise noise
- ✓ Be respectful

- ✓ Follow fisheries rules and regulations
- ✓ Promote safe and responsible fishing